

Style and Price Sheet

All pricing is based on front side (where you stand when grilling) dimensions
 Any island module section over 8' will be split and shipped as two pieces at no upcharge. Standard height is 36.5". Island modules exceeding listed dimensions are priced at \$_____ per additional linear foot.



Sante Fe

4' Island	5' Island	6' Island	7' Island	Cut outs
				2

Sizes 8' and over can be built, and will ship in two sections



Versailles

Versailles 2

6' Island	7' Island	8' Island	9' Island	Cut outs
				2

Specify style 1 or 2. Sizes over 8' ship in two sections



Lexington

8' Island	9' Island	10' Island	11' Island	Cut outs
				4


Ships in two sections. Specify which side(s) when adding width



Trenton

12' Island	13' Island	14" Island	15' Island	Cut outs
				6

Ships in three sections. Specify section(s) when adding width



Ultimate

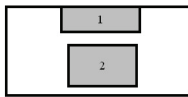
12' Island	13' Island	14' Island	15' Island	Cut outs
				6

Ships in three sections. Specify section(s) when adding width



Curved designs and other shapes will be individually quoted. Please feel free to send in your wishes. We can accommodate most any design you can dream of. Our goal is to exceed your expectations!

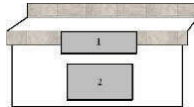
Top Options



Solid Top



Tile Top



Backsplash



Level Dining Ledge



Raised Dining Ledge



P.O. Box * - * \$, Concord, NC 2802+ P 704-- * \$() ' \$ F 704-- * \$() ' %

www.iVXcXf"Vta email. "g Yfm4 JVXcXf"Vta



Design & Order Quote Island Modules

Please fill this form out in its entirety. This information is the basis from which we will design and quote your Island. You can get a "ball park" price of your project using this form. Please have the consumer initial each section of the form. We need this to insure clear communication in our goal of **"Exceeding your expectations!"**

1. Dealer Name _____ Date _____
Street Address _____
City/St/Zip _____
Email _____
Phone _____ Fax _____
Contact _____ PO# _____
Project Name _____

2. Tell us about the components you want in the island:

Grill brand name and model # _____
Nat gas _____ LP _____
Access doors under grill brand and model # _____
Side burner brand and model # _____
Power burner brand and model# _____
Refrigerator or kegorator brand and model# _____
Ice maker brand and model # _____
Beverage center or sink brand and model# _____
Access doors under sink brand and model# _____
Additional product not listed above _____
Additional access doors or accessories _____

3. Tell us about your island finish:

Cabinet Finish: ___ Stucco
 ___ Natural Stone Stone Thickness _____ Inches
 ___ Cultured Stone Stone Thickness _____ Inches
 ___ Other Explain Other _____

Top Finish: ___ Granite Granite Thickness _____
 ___ Tile Tile Size _____ Tile thickness _____
 ___ Stone or Concrete Concrete Thickness _____
 ___ Other Explain Other _____

Any Additional information that will help with your island _____

P.O. Box 6960, Concord, NC 28027 P 704-960-4530 F 704-960-4531
www.ibdodr.com email: sheryl@ibdodr.com

Choose an island style and size: Style _____ Size _____
 or attach an original design sketch with dimensions _____

Choose options:	Cost	Number	Amount	Initials
Cabinet Depth: _____ "Standard is 29" Over 36" of depth call for quote		_____	_____	_____
Cabinet: Per additional linear foot	\$ _____	_____	_____	_____
Round Dining End / firepit or ice bucket hole Round or hexagonal up to 60" diameter	\$ _____	_____	_____	_____
Backsplash: up to 6" high, per foot	\$ _____	_____	_____	_____
Dining Ledge: per linear foot	\$ _____	_____	_____	_____
Tile top extension: over 1/2" (metal & Hardiboard) projection per linear foot / maxi of 6" projection	\$ _____	_____	_____	_____
under 1/2" (hardiboard only) projection per foot / for stucco	\$ _____	_____	_____	_____
Additional cut ins: (per sketch)	\$ _____	_____	_____	_____
Caveat Drop: accommodates power Burner, ceramic grill etc.	\$ _____	_____	_____	_____
Green Egg/Kamado Support:	\$ _____	_____	_____	_____
Fabricate interior cabinet openings: bottom & sides with concrete board, each	\$ _____	_____	_____	_____
.040 Aluminum cabinet door interiors: Cover interior of hardiboard cabinet openings: With .040 aluminum , each	\$ _____	_____	_____	_____
Post hole supports: up to 12 x 12, each	\$ _____	_____	_____	_____
Electrical junction boxes: each	\$ _____	_____	_____	_____
Umbrella Hole with Collar: each per sketch	\$ _____	_____	_____	_____
Cast Concrete Vent Covers: each	\$ _____	_____	_____	_____

**Fabricate bottom support for grills requiring this support—custom up charge
 call for quote based on the grill being installed.**

Estimated Total _____

Island modules are shipped ready to finish with stone, brick, tile, stucco or other finish materials. Stucco may require some minor preparation work prior to the application of the stucco. Our islands are shipped standard 36.5 inches height. Your choice of finish materials will change overall dimensions. Please attach a sketch of the island you want. Include any additional information you think might be helpful. A photo of the location where the island will be installed is appreciated. Our products are built level and square. It is the installers responsibility to insure the product is installed that way, and secured.